



# SSMJ Garden Plan



Working closely with the Laudato Si' group at Church and the Laudato Si' group in school we have been developing the garden for children to use. The garden has been thoroughly neglected over the past three years during Covid and needs some TLC to get it back to being a useful resource for educating the children.





# On entry to the garden December 2021



## Areas:

- There are six bedding boxes and one stone herb garden (in the corner)

## Things to do:

- Remove rotten/broken wood
- Remove rubbish/waste
- Weeding
- Replacing rotten wood frames
- Wood chippings/sawdust on path
- Wooden barrier placed under hedge to stop/slow down soil erosion.
- Create bug huts & plant in bedding boxes.




**St Michael and St John's  
Roman Catholic Primary  
School**



### PRAYER GARDEN DEVELOPMENT

Revitalisation of the garden for the following reasons.

1. Give school children access to a spiritual place with very close links to the church.
2. Be able to once again to give access to pre-school groups (eg Seedlings) for enjoyment, (and also sharing SSMJ's fabulous garden mindfulness resource to boost intake into EYFS)
3. Make the area safe for children to be able to access Science planting objectives within lesson time. Provide excellent images for social media outlets and boost awareness of wider curriculum opportunities.
4. Make the area safe once again for an after school growing club / eco club to exist.
5. Allow a rota of playtime access for classes with the benefits playing in this interesting space provides (sanctuary, mindfulness, relaxation).



Bedding Box 2



Bedding Box 3



Bedding Box 4



Bedding Box 1




Bedding Box 5



Herb garden




Bedding box 6



Bedding Box 5



Pathway  
through





Tarmac area



# Twigloo





## On entry to the garden April 2022

### Areas:

- There are six bedding boxes and one stone herb garden (in the corner)

### Things to do: (RAG rated)

- Remove rotten/broken wood – raised money by a raffle from SSMJ children and area cleared into skip.
- Remove rubbish/waste – all rubbish removed into skip
- Weeding – Gardening Saturday/Thursday – all weeding complete
- Replacing rotten wood frames
- Wood chippings/sawdust on growing area – wood chippings/sawdust on tarmac area
- Wooden barrier placed under hedge to stop/slow down soil erosion.
- Create bug huts & plant in bedding boxes.





Dangerous edging removed.





Bedding boxes have been weeded and raspberries, strawberries, rhubarb, herbs are starting to grow.



Ann a member of the Laudato Si' Church group has offered some tomatoes, sunflowers pansies, herbs for the children to continue growing within the bedding boxes.





Once all the bushes/trees have been trimmed we need to look into financing/ordering barking for the pathways to even them up as rocks and soil have punctured through the base layer and it is not safe for children to use.



## On entry to the garden April 2022



Planted Rowan trees donated 19/4/22 – along school edge of fence in the hope it will provide extra shade for children in years to come.

KH has ordered 15 Sapling (mixture of Hazel & Rowan) for November 2022 during Woodland Trusts second delivery phase.



# Getting Ready for Weld Day Mass





# Getting Ready for Weld Day Mass



Throughout June members of the Parish Council and Laudato Si' worked on the 'Tarmac' garden area ready for Weld Day.

- Underlay was placed down the pathways.
- Around 100 bags of woodchips were laid across the pathways.
- General tidy of the garden removing rubbish.
- Scrubbing of the 'tarmac' to clear of moss etc.



# Where are we up to?

We need to before garden may be used by the children:

- Replace bedding boxes – economical hessian and using eco bricks/natural as possible? – transferring planted items. 2/8/22 – 10am (Chocolate Bingo event hosted in school 19/7/22 to raise funds for resources soil for tyre & hessian for bedding boxes)
- Removal of willow trimming down to the forest area – could it be used to reinforce hedge? Could it be used for metal fence area too? Volunteers required – summer holidays?
- Lay woodchips throughout the 'Planting Area' to ensure safe movement around the area. Carl – delivery? Volunteers required once we have a date.
- Fruit trees? – use of apples?

What the garden can then be used for:

- Prayer Space for the children- members of the community – open garden?
- Bug Centre – homes/habitats for animals/bugs/wildlife?
- Growing food/flowers – for the school community?
- Wild Flower Area – encourage wildlife.
- Forest School – development area

Future Developments:

- Removal of the 'tarmac' – laying down soil and creating wild grass/flower area with pathways – reflective garden area.
- Wormery/Compost bins started.



# Space Usage/Costing

Prayer Space: Middle planting area – eye shape.  
Pathway to be laid using pebbles around tree with 'mini' pathways leading off.

Aims:

- A reflective space for children to create their own prayers/read prayers of others/space to think/quiet reading area.
- Sense garden – areas planted with plants that increase sense usage.

Cost/Requirements:

- Cost of pebbles £4 a bag – 8 bags required = £32 – volunteers to lay pathways.
- Cost of plants – lavender, lambs ear, wild grass, mint, coriander, Cost around £60

<https://www.gardeningknowhow.com/special/accessible/sensory-garden-ideas.htm>

Bug Centre: Top right of garden need hedge to tarmac area.

Aims:

- An area where we can promote bug/wildlife activity in the garden.
- An area children can bug hunt/watch bugs/wildlife in the natural environment.

Cost:

- None use natural resources already around the garden.
- Volunteers needed to get them started and gather resources etc.

Food/Growing: Raised Beds

Aims:

- Children to develop understanding of where food comes from.
- Children to understand what flowers/plants need and how to keep them healthy.
- Responsibility of looking after plants – watching them grow.

Cost:

- Hessian £3 a meter – about 50 meters required for all raised beds. Do we have enough eco blocks, if not what would be a natural/cheap replacement?
- Items to plant - £200



# Space Usage/Costing

Forest School: Top right of tarmac area – twigloo tunnel

## Aims:

- An area where we explore the natural environment – using natural environment for learning.
- Develop children's curiosity for outdoors.
- High levels of interest lead to high levels of attention. Spending time in the woodland is exciting for a child. It tends to fascinate them which develops a strong will to participate and concentrate over long periods of time.
- Develop an understanding for 'Caring for our Common Home' – Laudato Si'.
- The increase in outdoor activity is bound to have a positive physical impact. Not only does the development of physical stamina improve but also gross and fine motor skills.
- Children develop an interest in the great outdoors and respect for the environment. Encouraging children to develop a relationship with the natural world will help in protecting the environment for generations to come.
- Activities such as sharing tools and participating in play help teach the children to work together as a group, which strengthens their bonds and social ties.
- Forest School helps children to grow in confidence as a result of the freedom, time and space they are given in their learning. This allows them to demonstrate independence at each individual child's rate.
- When children really engage with Forest Schools they will take their experiences home to share with friends and family. This will often encourage families to visit their local woodlands more frequently.
- Taking children outside of the classroom removes the pressures of academia and allows them to play to their strengths. This is beneficial to children who struggle in the classroom because there is more of an opportunity for them to learn at their own pace.
- Forest Schools are fun! It is educational whilst also allowing children to play, explore and discover. Children who participate in Forest Schools are generally observed to be happier. The fresh air, the excitement, getting mucky – it doesn't get child friendlier than that.

## Cost:

- None – staffing adapted to suit and cater to allow each class to have forest school sessions.